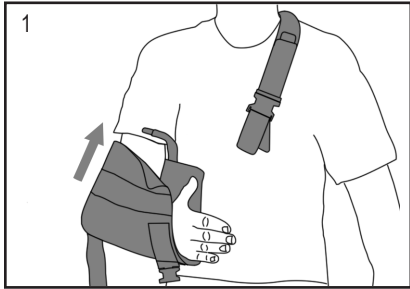


# Vapor Immobilization Sling

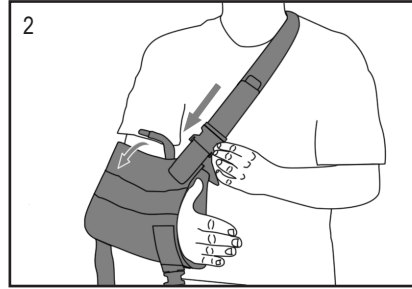
504

## Warnings and Instructions: Review carefully, proper application is required

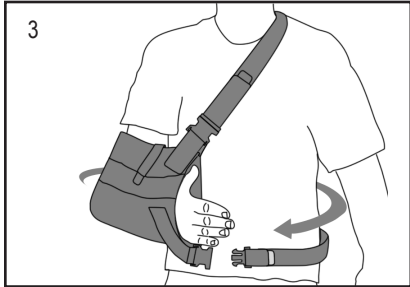
**⚠ Warning:** This device will not prevent or eliminate risk of injury. Do Not Overtighten. If swelling, pain, skin irritation, or an unusual reaction occurs, discontinue use immediately and consult your medical professional.  
Care: Hand wash using mild soap. Rinse thoroughly. Air dry only. Do not tumble dry.



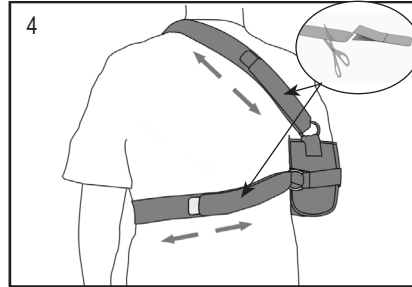
1. Place arm in the sling pouch.



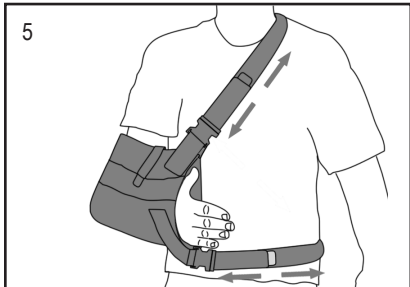
2. Attach shoulder strap hook and loop to corners of brace.  
Secure top of brace with elbow strap.



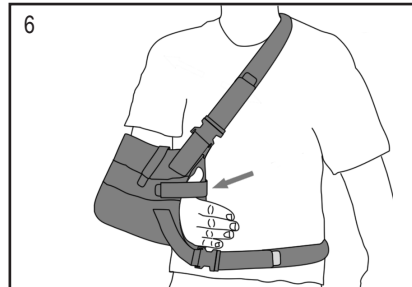
3. Pull waist strap around waist and clip into clip at front of brace.



4. Adjust straps at back of brace to provide proper fit.  
If necessary, remove alligator hooks to trim straps to desired lengths and replace.



5. Make final adjustments with straps at front of brace.



6. Place thumb in thumb strap for comfort.



© 2017 Weber Orthopedics Inc.  
DBA Hely & Weber all rights reserved

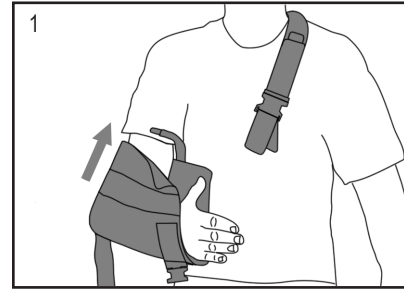
Rev E 8/25

# Vapor Immobilization Sling

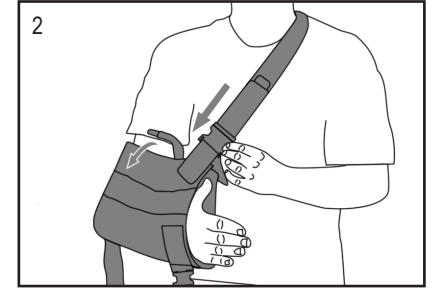
504

## Warnings and Instructions: Review carefully, proper application is required

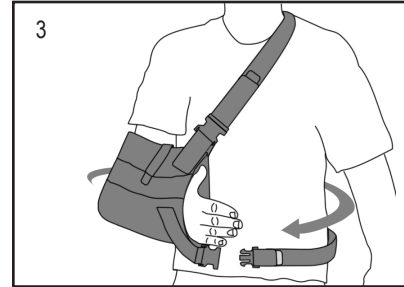
**⚠ Warning:** This device will not prevent or eliminate risk of injury. Do Not Overtighten. If swelling, pain, skin irritation, or an unusual reaction occurs, discontinue use immediately and consult your medical professional.  
Care: Hand wash using mild soap. Rinse thoroughly. Air dry only. Do not tumble dry.



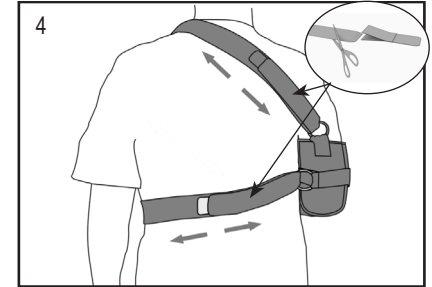
1. Place arm in the sling pouch.



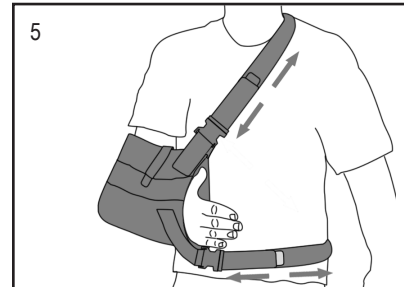
2. Attach shoulder strap hook and loop to corners of brace.  
Secure top of brace with elbow strap.



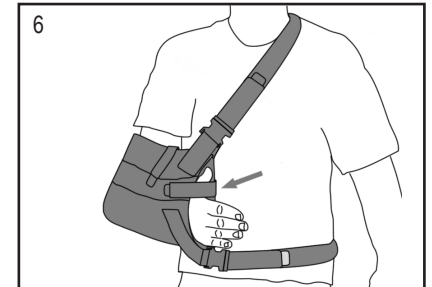
3. Pull waist strap around waist and clip into clip at front of brace.



4. Adjust straps at back of brace to provide proper fit.  
If necessary, remove alligator hooks to trim straps to desired lengths and replace.



5. Make final adjustments with straps at front of brace.



6. Place thumb in thumb strap for comfort.



© 2017 Weber Orthopedics Inc.  
DBA Hely & Weber all rights reserved

Rev E 8/25